

# Optimiser Investment choice guide

Issued: 1 February 2024

The information in this document forms part of the *Optimiser Accumulation account Product Disclosure Statement*, issued: 1 February 2024.

This document applies to Brighter Super members who hold Optimiser product accounts. It provides additional information that applies to you as Optimiser account holders.

Brighter Super respects the privacy of your personal information. You can find out how we use and protect your personal details by getting a copy of our *Privacy Policy* from our website at [brightersuper.com.au](https://brightersuper.com.au) or call us on **1800 444 396** and we will send you a paper copy.

**SUPERANNUATION    INVESTMENT    ADVICE    INSURANCE**

This document has been prepared and issued by LGIA Super Trustee (ABN 94 085 088 484 AFS Licence No. 230511) (Trustee) as trustee for LGIA Super (ABN 23 053 121 564) (Fund), trading as Brighter Super. In this document, Brighter Super may refer to the Trustee or LGIA Super as the case may be. The Trustee is an authorised MySuper product provider (Product number 23 053 121 564 638).

Brighter Super Optimiser products are issued by the Trustee on behalf of Brighter Super.



right by your side



## Contents

About this guide	2
Investment basics	3
Brighter Super's Optimiser investment options	6
MySuper option	7
Optimiser Ready-made options	8
Optimiser Single asset class options	10
Closed Optimiser options	16
Making your choice	17
Investment option unit prices	19
Fees and costs summary	20
Additional explanation of fees and costs	24
Let us help you achieve a stronger financial future	27

This Optimiser Investment choice guide has been prepared and issued by LGIAsuper Trustee (ABN 94 085 088 484 AFS Licence No. 230511) (Trustee) as trustee for LGIAsuper (ABN 23 053 121 564) (Fund) trading as Brighter Super and provides general information for Brighter Super members. In this document, Brighter Super may refer to the Trustee or LGIAsuper as the case may be. Brighter Super Optimiser products are issued by the Trustee on behalf of the Fund.

Brighter Super recommends that you should, before acting on this information, consider your own personal objectives, financial needs and situation. Brighter Super recommends you consult a licensed financial adviser if you require advice that takes into account your personal circumstances. A Target Market Determination (TMD) is a document that outlines the target market a product has been designed for. Find the TMD's at [brightersuper.com.au/about-us/governance](https://brightersuper.com.au/about-us/governance). Brighter Super has representatives that are authorised to provide personal advice on Brighter Super Optimiser products and superannuation in general.

The information in this document is up to date at the date of preparation of the document. Some of the information may change following its release. If the change is not significant we may not update the document immediately. Current information about investment performance and other issues will be published on our website and in our newsletters. We will send you a free printed copy at your request. Where there is an inconsistency between this document and the Fund's rules as per the LGIAsuper Trust Deed and Government regulations, the rules in the Trust Deed and Government regulations shall prevail.



# About this guide

Super is one of the best ways to save for your retirement. Your super is likely to be one of the biggest assets you'll own, so it makes sense to get closer to it.

By understanding how super works and reviewing your retirement plans regularly, you'll have the best chance of making sure you've got enough super to fund a comfortable retirement.

Take the time to read this guide. You'll read about the basics of investing and learn how our wide range of investment options can help build your retirement savings.

### Trusted investment advice

If you'd like to review your current investment strategy, you can book an appointment with one of our trusted financial advisers.

Visit our website or call **1800 444 396** to find out more.

## Here's what's in this guide:

<b>Investment basics</b>	PAGE
Learn the basic principles of investing (including risk and return) and about the different asset classes.	<b>3</b>
<b>Optimiser investment options</b>	PAGE
Understand the investment options Brighter Super offers Optimiser account holders and how they can help you grow your super.	<b>6</b>
<b>Making your choice</b>	PAGE
If you want to make a change, see this section for how to go about it.	<b>17</b>
<b>Fees and other costs</b>	PAGE
Compare fees across our range of Optimiser investment options.	<b>20</b>



# Investment basics

## Learning a few basic investment principles will help you understand your options so you can set yourself up for a stronger financial future.

For most people superannuation is a long term investment. That's because you are generally unable to access your money until you retire after reaching your preservation age.

### Identify your goals and start planning

Even if retirement is just around the corner, your super investment may need to last 20 to 30 years or more after that. Identifying your needs, retirement goals and how long you have to achieve them is fundamental to a successful retirement plan and will help you when choosing an investment strategy. These questions are also worth considering:

- how much super do you have?
- how much super do you need (in today's dollars) to generate your desired retirement income?
- how many years do you have to save?

How much you have in retirement and how long it lasts depends on the amount of money you and your employer put into super, how much that money earns through investment returns and the impact of fees and taxes.

Investing for long periods generally means you can afford to take more risk and potentially benefit from higher investment returns. If your timeframe is shorter you might need to consider reducing your risk and potentially receive lower returns.

### Understanding investment risk and return

The level of "Risk" appropriate for you will depend on a range of factors including your age, your investment timeframe, where other parts of your wealth are invested, how comfortable you are about the possibility of lower returns in some years and the amount of "Risk" you need to take in order to reach your financial goals.

Super, like all investments, carries some risk. Most people are aware that there is the possibility of losing some of your money when share markets decline, or when currency exchange rates or interest rates change.

But there is another risk—the risk that the value of your investment won't keep up with inflation and will lose purchasing power over time.

Each asset class performs differently and carries different risks. Asset classes that have a higher risk of negative returns generally produce higher returns over the long term. In return for higher investment earnings though, you have a higher short term risk of loss, as these investments regularly rise and fall in value.

Some of the risks considered are shown below. Note that this is not an exhaustive listing of risks. Some forms of investment risk include:

- **Significant overall market declines:** The entire market could decline at the same time—not just one or two asset classes. This could affect your account balance.

- **Legislative risk:** Superannuation laws may change in the future. This could affect your account balance, ability to make contributions, access to super or its tax treatment in a positive or negative way.
- **Liquidity risk:** The risk that a specific security or asset cannot be traded quickly enough in the market to provide needed cash or to prevent a loss on an investment.
- **Timing risk:** If you switch investment option/s just as markets peak or fall it could negatively or positively affect your account balance.
- **Counterparty risk:** The risk that a party or parties to a contract do not fulfil their contractual obligations.

Together with our investment managers, we continually monitor and evaluate these risks with the goal of maximising investment returns with acceptable risk profiles for each investment option.

All investments carry some level of "Risk". To help you manage your investment "Risk", the Fund allows you to choose from a range of investment options.

### Diversification is key

The key to investing is to avoid putting all your eggs in one basket. Also known as diversification, spreading your money across different investments reduces the overall risk of your portfolio. That's because if one investment falls in value, other investments that are performing well over the same period could offset that loss.

There are many ways to diversify, including across asset classes, investments within an asset class, or among investment managers or countries. We explain more about asset classes below.

### Our investment philosophy

Brighter Super's aim is to grow our members' super balances, while providing consistent returns.

That means we want your investment to grow when markets are performing strongly, and reduce the impact when markets start to fall.

We place great value on diversification, which means not having all your eggs in the one basket. To achieve this, we spread your money across a number of different asset classes to reduce the level of risk.

## Asset classes

Traditionally, investments have been classed as either growth assets or defensive assets.

Growth assets like shares and property tend to rise in value over time. Defensive assets like cash and fixed interest pay regular income.

At Brighter Super, we believe many of the assets in our fund can have both characteristics. For example, we see property, alternatives and infrastructure as having features of both growth and defensive assets.

The combination of these growth and defensive features gives members the opportunity to grow their super in a rising market, while providing a degree of protection in poorly performing markets.

Depending on the investment option you choose, your super will be invested across a range of asset classes, including cash, fixed interest, shares, property, infrastructure and alternative investments.

## Cash

Cash is money held on deposit with a bank or in money-market securities. Cash is highly secure and usually available at call. Returns from cash are typically lower than from other asset classes. Returns from cash come from interest paid on the deposit. Cash is suited to those investing for a short period of time or those seeking a very high level of security.

Over time, returns from cash may not keep pace with inflation resulting in a loss of purchasing power.

## Fixed interest

Fixed interest investments pay regular interest and mature on a specified date. They include government and corporate bonds and debentures.

Fixed interest is secure if held until maturity when the full face value is payable, but there is the potential for short-term changes in value due to the movement of market interest rates.

They offer a higher level of security than shares and property, but provide a lower return over the long term.

## Shares

When you buy shares, also known as stocks or equities, you are buying part of a company. Publicly listed shares are traded on stock exchanges like the Australian Securities Exchange (ASX).

When you own a share you have the right to receive part of the company's profits, paid as a dividend.

Usually, the company reinvests some of its profits back into the business, so over time the increased value of the company may result in a higher share price.

Australian shares are listed on stock exchanges such as the ASX and include companies like Westpac, Woolworths and Telstra.

International shares are companies listed on foreign stock exchanges like the New York Stock Exchange (NYSE).

International shares include companies like Apple, Toyota and Meta (Facebook).

Shares provide the potential for higher returns than other asset classes, although they carry more risk. This is because shares are volatile, which means the share price can move up and down over the short to medium term.

*The key to investing is to avoid putting all your eggs in one basket - also known as diversification.*

## Property

Property, such as offices, shops and factories, can provide returns from both income and capital growth. Property may be listed on a stock exchange, such as listed property trusts, or owned directly.

Much of the return from property comes from rental income, although well-located property can be expected to rise in value over the longer term, providing some capital growth.

## Infrastructure

Infrastructure investments, such as roads, railways and airports, are the building blocks which keep an economy running smoothly.

Infrastructure may be listed on a stock exchange, such as listed infrastructure trusts, or owned directly.

They can be attractive investments as they usually have long operating lives, generate a growing stream of income, a high level of inflation protection, and in most cases have little competition.

The very long-term nature of most infrastructure assets means they can be less volatile than other growth assets like shares and property.

## Private equity

Private equity seeks to deliver superior returns by acquiring stakes in private companies and then pursuing an active role in monitoring and advising the companies, improving operational and corporate governance, and then selling after a period of time at a premium.

The Private equity asset class contains high risk, high expected return investment strategies which are often opportunistic, and may include private equity, private credit, agricultural investments and opportunistic property and infrastructure strategies.

Private equity assets are mostly illiquid because they are traded privately rather than on an exchange.

## Diversifying strategies

The investment aim of diversifying strategies within a broader investment portfolio is to provide diversification benefits to traditional asset classes. They include hedge funds, insurance-linked strategies and agriculture.

Diversifying strategies may use complex investment strategies like short selling, derivatives trading or provision of funding to start-up companies.

They seek sources of investment risk and return that are materially different from traditional asset classes, resulting in lower volatility of returns, and provide some downside protection within a broader investment portfolio, particularly against adverse equity or bond market movements.

### Diversified Investment options

Diversified options invest in/across a broad range of asset classes. Brighter Super, with the input from our investment consultants, determines the allocation, or proportion of investments held in each asset class, with the mix of these determining the relative risk and expected returns for the investment option. The Diversified investment options have CPI-related investment objectives.

It is anticipated that the CPI objectives should be achieved over the long term. However, due to the volatile nature of investment markets and the lack of direct linkage between market returns and inflation, there may be a period when investment returns are not meeting their objective.

### Single asset class options

A single asset class investment option will only invest in assets within that asset class. Single asset class options, with the exception of Cash, will generally have a higher expected level of both risk and return, as they are less diversified than the multi asset class/pre-mixed investment options.

These investment options offer members the ability to express their own choice when it comes to investing, and allow you to mix-and-match to meet your own investment views.

### Standard Risk Measure

The Standard Risk Measure is based on industry guidance to allow members to compare investment options that are expected to deliver a similar number of negative annual returns over any 20 year period.

The Standard Risk Measure is not a complete assessment of all forms of investment risk, for instance it does not detail what the size of a negative return could be or the potential for a positive return to be less than a member may require to meet their objectives. Further, it does not take into account the impact of administration fees and tax on the likelihood of a negative return.

Members should still ensure they are comfortable with the risk, and potential losses associated with their chosen investment option/s.

For more information on how the Standard Risk Measure is calculated, visit [brightersuper.com.au](http://brightersuper.com.au).

Each investment option described in this document will have a risk band and risk level assigned to it. This is known as the Standard Risk Measure.

The seven risk bands and risk levels are shown in the following table:

Risk Band	Risk level	Estimated number of negative annual returns
1	Very low	Less than 0.5
2	Low	0.5 to less than 1
3	Low to medium	1 to less than 2
4	Medium	2 to less than 3
5	Medium to high	3 to less than 4
6	High	4 to less than 6
7	Very high	6 or greater

### Responsible investing at Brighter Super

Our priority is to deliver long-term, risk-adjusted returns for our members. Our approach is risk mitigation — to manage financial risks (e.g., from climate change), and regulatory risks (e.g., failure to manage risks). Responsible investing must be in members' best financial interests and have immaterial negative impact on risk and returns.

We engage in responsible investing by considering environmental, social and governance (ESG) factors when making decisions about our investment managers. Examples of ESG factors include climate change, corporate governance issues and labour standards (by complying with modern slavery laws).

We assess and appoint active investment managers under our ESG Policy who integrate ESG factors with financial analysis when making investment decisions. ESG factors will not solely determine these decisions but are part of the overall process. Under our Policy, we will assess our managers annually. A summary of this policy is on our website.

We also require all our investment managers to vote on company and shareholder resolutions in accordance with their voting policies. This may lead to different voting outcomes within an investment option.

The extent our investment managers integrate ESG factors into their investment decisions varies across asset classes. When we undertake due diligence on a potential investment manager, we review the alignment of their investment and ESG processes against other managers in their asset class.

# Brighter Super's Optimiser investment options

## MySuper option

Brighter Super is MySuper Authorised and can accept all Superannuation Guarantee contributions from employers.

The MySuper product is a simple, low-cost option designed to suit the needs of most members. Like our other ready-made options, this option is diversified across asset classes.

The chart on the next page shows the investment objective and level of risk for Brighter Super's MySuper product. The MySuper option is the default option for Brighter Super Optimiser members who have an Accumulation account .

### Asset allocation

The asset allocation ranges are the minimum and maximum amounts we can invest in each asset class. The strategic asset allocations may change from time to time as we adjust our outlook for the economy and investment markets. The strategic asset allocations are current as at the date of the publication and updated information can be found on our website.

## Who can invest in Brighter Super's MySuper option?

All members with an Optimiser Accumulation account can choose to have part or all their money invested in this option.

Please also note there are different default arrangements for members who hold an Optimiser Pension account. Refer to the *Optimiser Pension Investment choice guide*.

### On death, terminal illness or disability

A deceased member's existing investment options will be switched into the Cash Fund investment option on the date we receive a certified copy of the Death Certificate (excludes pensioners who have chosen a reversionary beneficiary).

Any Death, Terminal Illness or Total and Permanent Disablement (TPD) benefits received from an insurer will also be paid into the Cash Fund investment option. We do this to protect the benefit as the Cash Fund option is designed to have a very low risk level and is suited to the shorter period of time until a benefit is paid.



# MySuper option

The MySuper option aims for a diversified portfolio of assets expected to generate 3% returns per year above inflation after fees and taxes. It is suited to those seeking reasonably high returns and able to accept modest to significant fluctuations in returns over shorter periods, and has a minimum suggested holding period of 10 years.

Continue reading to learn more about our wide range of investment options.

We provide flexibility and choice so you can select the right option (or combination of options) to suit your needs and help you plan for a stronger financial future.

Members should still ensure they are comfortable with the risks and potential losses associated with their chosen investment option/s.

## MySuper option

### STRATEGIC ASSET ALLOCATION & RANGES



	SAA %	RANGES %
Australian shares	27	13 - 37
International shares	33	13 - 37
Private equity	0	0 - 10
Property	10	0 - 20
Infrastructure	10	0 - 20
Diversifying strategies	0	0 - 10
Diversified fixed interest	15	0 - 30
Cash	5	0 - 20
<i>Growth assets</i>		75.0%
<i>Defensive assets</i>		25.0%

### RETURN TARGET<sup>1</sup>

Return target of 3% per year above inflation over rolling 10-year periods after fees and taxes.

### RISK



High Risk - Negative returns expected 4.1 years over any 20-year period.

### RETURNS

Past performance is not an indicator of future performance. Returns are at 30 June.

	Accumulation (% p.a.)
2023	10.62%
2022	-3.70%
2021	14.58%
2020	0.44%
2019	7.03%
5 Yr compound return	5.59%
10 Yr compound return	7.11%

Returns are reported on a basis of soft close valuations and are net of investment fees and costs and transaction costs, net of taxes, and net of the percentage-based administration fee (accrued in the unit price).

<sup>1</sup>Investment markets are uncertain and future returns cannot be guaranteed.

# Optimiser Ready-made options

These options are diversified across a mix of asset classes and each is designed to suit a particular type of investor.

## Multi-Manager Conservative Fund

### STRATEGIC ASSET ALLOCATION & RANGES

	SAA %	RANGES %
Australian shares	13	0 - 30
International shares	16	0 - 30
Australian listed property	1	0 - 15
International listed property	2	0 - 15
Infrastructure	3	0 - 15
Australian fixed interest	23	5 - 40
International fixed interest	18	0 - 35
Cash	24	5 - 45
Growth assets		35%
Defensive assets		65%

### RETURN TARGET<sup>1</sup>

Return target of 1.5% per year above inflation over rolling 10-year periods after fees and taxes.

### RISK



Medium Risk - Negative returns expected 2.5 years over any 20-year period.

### RETURNS

Past performance is not an indicator of future performance. Returns are at 30 June.

Accumulation (% p.a.)	
2023	6.09%
2022	-5.39%
2021	9.03%
2020	3.30%
2019	6.68%
5 Yr compound	3.82%

## Multi-Manager Balanced Fund

### STRATEGIC ASSET ALLOCATION & RANGES

	SAA %	RANGES %
Australian shares	21	5 - 40
International shares	24	10 - 40
Australian listed property	2	0 - 15
International listed property	4	0 - 15
Infrastructure	4	0 - 15
Australian fixed interest	18	0 - 35
International fixed interest	14	0 - 30
Cash	13	0 - 35
Growth assets		55%
Defensive assets		45%

### RETURN TARGET<sup>1</sup>

Return target of 2.5% per year above inflation over rolling 10-year periods after fees and taxes.

### RISK



Medium to high Risk - Negative returns expected 3.8 years over any 20-year period.

### RETURNS

Past performance is not an indicator of future performance. Returns are at 30 June.

Accumulation (% p.a.)	
2023	8.74%
2022	-5.41%
2021	13.97%
2020	3.62%
2019	7.44%
5 Yr compound	5.47%

Returns are reported on a basis of soft close valuations and are net of investment fees and costs and transaction costs, and net of taxes. Returns are gross of all administration fees and costs. The returns shown are for the former SPSP Master Trust, which transferred by Successor Fund Transfer to Brighter Super on 31 May 2023.

<sup>1</sup>Investment markets are uncertain and future returns cannot be guaranteed.

## Multi-Manager Growth Fund

### STRATEGIC ASSET ALLOCATION & RANGES

	SAA %	RANGES %
Australian shares	29	15 - 45
International shares	33	15 - 50
Australian listed property	3	0 - 15
International listed property	5	0 - 15
Infrastructure	5	0 - 20
Australian fixed interest	11	0 - 25
International fixed interest	8	0 - 25
Cash	6	0 - 25
Growth assets		75%
Defensive assets		25%

### RETURN TARGET<sup>1</sup>

Return target of 3.0% per year above inflation over rolling 10-year periods after fees and taxes.

### RISK



High Risk – Negative returns expected 4.6 years over any 20-year period.

### RETURNS

Past performance is not an indicator of future performance. Returns are at 30 June.

	Accumulation (% p.a.)
2023	12.24%
2022	-5.72%
2021	19.36%
2020	3.80%
2019	8.97%
5 Yr compound	7.39%

## Multi-Manager High Growth Fund

### STRATEGIC ASSET ALLOCATION & RANGES

	SAA %	RANGES %
Australian shares	35	20 - 50
International shares	40	25 - 55
Australian listed property	3	0 - 20
International listed property	6	0 - 20
Infrastructure	6	0 - 25
Australian fixed interest	4	0 - 20
International fixed interest	3	0 - 20
Cash	3	0 - 20
Growth assets		90%
Defensive assets		10%

### RETURN TARGET<sup>1</sup>

Return target of 3.5% per year above inflation over rolling 10-year periods after fees and taxes.

### RISK



High Risk – Negative returns expected 5.1 years over any 20-year period.

### RETURNS

Past performance is not an indicator of future performance. Returns are at 30 June.

	Accumulation (% p.a.)
2023	14.75%
2022	-5.46%
2021	23.06%
2020	3.36%
2019	9.75%
5 Yr compound	8.66%

Returns are reported on a basis of soft close valuations and are net of investment fees and costs and transaction costs, and net of taxes. Returns are gross of all administration fees and costs. The returns shown are for the former SPSP Master Trust, which transferred by Successor Fund Transfer to Brighter Super on 31 May 2023.

<sup>1</sup>Investment markets are uncertain and future returns cannot be guaranteed.

# Optimiser Single asset class options

These options can be mixed and matched to build your own investment strategy.

## Cash Fund

### STRATEGIC ASSET ALLOCATION & RANGES

	SAA %	RANGES %
Australian shares	0	n/a
International shares	0	n/a
Australian listed property	0	n/a
International listed property	0	n/a
Infrastructure	0	n/a
Australian fixed interest	0	n/a
International fixed interest	0	n/a
Cash	100	100

### RETURN TARGET<sup>1</sup>

Aims to outperform the Bloomberg AusBond Bank Bill Index, after fees and taxes.

### RISK



Very Low Risk – Negative returns expected 0.0 years over any 20-year period.

### RETURNS

Past performance is not an indicator of future performance. Returns are at 30 June.

	Accumulation (% p.a.)
2023	2.22%
2022	0.21%
2021	0.49%
2020	0.95%
2019	1.49%
5 Yr compound	1.07%

## Australian Fixed Interest Fund

### STRATEGIC ASSET ALLOCATION & RANGES

	SAA %	RANGES %
Australian shares	0	n/a
International shares	0	n/a
Australian listed property	0	n/a
International listed property	0	n/a
Infrastructure	0	n/a
Australian fixed interest	100	50 - 100
International fixed interest	0	n/a
Cash	0	0 - 50

### RETURN TARGET<sup>1</sup>

Aims to match the return and risk profile of the Bloomberg AusBond Composite 0+ Yr Index, after fees and taxes.

### RISK



Medium Risk – Negative returns expected 2.9 years over any 20-year period.

### RETURNS

Past performance is not an indicator of future performance. Returns are at 30 June.

	Accumulation (% p.a.)
2023	1.34%
2022	-9.98%
2021	-0.35%
2020	3.76%
2019	8.24%
5 Yr compound	0.42%

## Vanguard Australian Fixed Interest Index Fund

### STRATEGIC ASSET ALLOCATION & RANGES

	SAA %	RANGES %
Australian shares	0	n/a
International shares	0	n/a
Australian listed property	0	n/a
International listed property	0	n/a
Infrastructure	0	n/a
Australian fixed interest	100	100
International fixed interest	0	n/a
Cash	0	n/a

### RETURN TARGET<sup>1</sup>

Aims to track the return of the Bloomberg AusBond Composite 0+ Yr Index, before taking into account fees, expenses and tax.

### RISK



Low Risk – Negative returns expected between 1 to less than 2 years out of 20 years.

### RETURNS

Past performance is not an indicator of future performance. Returns are at 30 June.

	Accumulation (% p.a.)
2023	1.36%
2022	-9.88%
2021	-0.93%
2020	3.44%
2019	8.20%
5 Yr compound	0.25%

Returns are reported on a basis of soft close valuations and are net of investment fees and costs and transaction costs, and net of taxes. Returns are gross of all administration fees and costs. The returns shown are for the former SPSP Master Trust, which transferred by Successor Fund Transfer to Brighter Super on 31 May 2023.

<sup>1</sup>Investment markets are uncertain and future returns cannot be guaranteed.



## Vanguard International Fixed Interest Index Fund (Hedged)

### STRATEGIC ASSET ALLOCATION & RANGES

	SAA %	RANGES %
Australian shares	0	n/a
International shares	0	n/a
Australian listed property	0	n/a
International listed property	0	n/a
Infrastructure	0	n/a
Australian fixed interest	0	n/a
International fixed interest	100	100
Cash	0	n/a

### RETURN TARGET<sup>1</sup>

Aims to track the return of the Bloomberg Global Treasury Scaled Index hedged into Australian dollars before taking into account fees, expenses and tax.

### RISK



Low Risk – Negative returns expected between 1 to less than 2 years out of 20 years.

### RETURNS

Past performance is not an indicator of future performance. Returns are at 30 June.

	Accumulation (% p.a.)
2023	-1.91%
2022	-8.73%
2021	-2.21%
2020	4.72%
2019	5.89%
5 Yr compound	-0.59%

## First Sentier Wholesale Global Credit Income Fund

### STRATEGIC ASSET ALLOCATION & RANGES

	SAA %	RANGES %
Australian shares	0	n/a
International shares	0	n/a
Australian listed property	0	n/a
International listed property	0	n/a
Infrastructure	0	n/a
Australian fixed interest	0	n/a
International fixed interest	0	n/a
Cash and fixed interest	100	100

### RETURN TARGET<sup>1</sup>

Aims to provide income-based returns and to outperform the Bloomberg AusBond Bank Bill Index over rolling 3-year periods before fees and taxes by investing in a diversified portfolio of relatively higher yielding Australian and international fixed interest investments.

### RISK



Medium Risk – Negative returns expected between 2 less than 3 years out of 20 years.

### RETURNS

Past performance is not an indicator of future performance. Returns are at 30 June.

	Accumulation (% p.a.)
2023	5.26%
2022	-3.65%
2021	4.83%
2020	-0.98%
2019	2.75%
5 Yr compound	1.58%

Returns are reported on a basis of soft close valuations and are net of investment fees and costs and transaction costs, and net of taxes. Returns are gross of all administration fees and costs. The returns shown are for the former SPSL Master Trust, which transferred by Successor Fund Transfer to Brighter Super on 31 May 2023.

<sup>1</sup>Investment markets are uncertain and future returns cannot be guaranteed.

## Ironbark Paladin Property Securities Fund

### STRATEGIC ASSET ALLOCATION & RANGES

	SAA %	RANGES %
Australian shares	0	n/a
International shares	0	n/a
Australian listed property	95	90 - 100
International listed property	0	n/a
Infrastructure	0	n/a
Australian fixed interest	0	n/a
International fixed interest	0	n/a
Cash	5	0 - 10

### RETURN TARGET<sup>1</sup>

Aims to outperform its benchmark, the S&P/ASX 300 Australian Real Estate Investment Trust (A-REIT) Accumulation Index, after fees, over rolling 3-year periods.

### RISK



Very High Risk – Negative returns expected 6 or more years out of 20 years.

### RETURNS

Past performance is not an indicator of future performance. Returns are at 30 June.

	Accumulation (% p.a.)
2023	5.25%
2022	-10.34%
2021	31.29%
2020	-13.99%
2019	14.78%
5 Yr compound	4.11%

## Australian Listed Property Index Fund

### STRATEGIC ASSET ALLOCATION & RANGES

	SAA %	RANGES %
Australian shares	0	n/a
International shares	0	n/a
Australian listed property	100	95 - 100
International listed property	0	n/a
Infrastructure	0	n/a
Australian fixed interest	0	n/a
International fixed interest	0	n/a
Cash	0	0 - 5

### RETURN TARGET<sup>1</sup>

Aims to match the return and risk profile of the S&P/ASX 300 A-REIT Accumulation Index, after fees and taxes.

### RISK



Very High Risk – Negative returns expected 6.5 years over any 20-year period.

### RETURNS

Past performance is not an indicator of future performance. Returns are at 30 June.

	Accumulation (% p.a.)
2023	6.65%
2022	-10.70%
2021	28.41%
2020	-19.03%
2019	16.88%
5 Yr compound	2.97%

## Global Property Fund

### STRATEGIC ASSET ALLOCATION & RANGES

	SAA %	RANGES %
Australian shares	0	n/a
International shares	0	n/a
Australian listed property	15	0 - 30
International listed property	85	70 - 100
Infrastructure	0	n/a
Australian fixed interest	0	n/a
International fixed interest	0	n/a
Cash	0	0 - 10

### RETURN TARGET<sup>1</sup>

Aims to deliver a similar or superior risk-return profile to the composite benchmark comprising 85% of the FSTE EPRA/NAREIT Developed Rental Index (\$A hedged) and 15% S&P/ASX 300 A-REIT Index by investing largely in listed Real Estate Investment Trusts (REITs) after fees and taxes.

### RISK



Very High Risk – Negative returns expected 6.4 years over any 20-year period.

### RETURNS

Past performance is not an indicator of future performance. Returns are at 30 June.

	Accumulation (% p.a.)
2023	-1.35%
2022	-7.31%
2021	27.02%
2020	-18.68%
2019	10.64%
5 Yr compound	0.88%

Returns are reported on a basis of soft close valuations and are net of investment fees and costs and transaction costs, and net of taxes. Returns are gross of all administration fees and costs. The returns shown are for the former SPSP Master Trust, which transferred by Successor Fund Transfer to Brighter Super on 31 May 2023.

<sup>1</sup>Investment markets are uncertain and future returns cannot be guaranteed.

## Hyperion Australian Growth Companies Fund

### STRATEGIC ASSET ALLOCATION & RANGES

	SAA %	RANGES %
Australian shares	-	80 - 100
International shares	n/a	n/a
Australian listed property	n/a	n/a
International listed property	n/a	n/a
Infrastructure	n/a	n/a
Australian fixed interest	n/a	n/a
International fixed interest	n/a	n/a
Cash	-	0 - 20

### RETURN TARGET<sup>1</sup>

Aims to achieve long-term returns above the S&P/ASX 300 Accumulation Index, and minimise the risk of permanent capital loss.

### RISK



High Risk - Negative returns expected between 4 to less than 6 years out of 20 years.

### RETURNS

Past performance is not an indicator of future performance. Returns are at 30 June.

	Accumulation (% p.a.)
2023	18.73%
2022	-23.96%
2021	37.63%
2020	14.29%
2019	6.71%
5 Yr compound	8.67%

## Australian Shares Fund

### STRATEGIC ASSET ALLOCATION & RANGES

	SAA %	RANGES %
Australian shares	100	95 -100
International shares	0	n/a
Australian listed property	0	n/a
International listed property	0	n/a
Infrastructure	0	n/a
Australian fixed interest	0	n/a
International fixed interest	0	n/a
Cash	0	0 - 5

### RETURN TARGET<sup>1</sup>

Aims to broadly match the return and risk profile of the S&P/ASX 300 Accumulation Index, after fees and taxes.

### RISK



High Risk - Negative returns expected 5.9 years over any 20-year period.

### RETURNS

Past performance is not an indicator of future performance. Returns are at 30 June.

	Accumulation (% p.a.)
2023	13.69%
2022	-5.11%
2021	24.73%
2020	-5.47%
2019	11.20%
5 Yr compound	7.18%

Returns are reported on a basis of soft close valuations and are net of investment fees and costs and transaction costs, and net of taxes. Returns are gross of all administration fees and costs. The returns shown are for the former SPSP Master Trust, which transferred by Successor Fund Transfer to Brighter Super on 31 May 2023.

<sup>1</sup>Investment markets are uncertain and future returns cannot be guaranteed.

## Australian Shares Multi-Manager Fund

### STRATEGIC ASSET ALLOCATION & RANGES

	SAA %	RANGES %
Australian shares	100	95 - 100
International shares	0	n/a
Australian listed property	0	n/a
International listed property	0	n/a
Infrastructure	0	n/a
Australian fixed interest	0	n/a
International fixed interest	0	n/a
Cash	0	0 - 5

### RETURN TARGET<sup>1</sup>

Aims to outperform the S&P/ASX 300 Accumulation Index over rolling 3-year periods after fees and taxes.

### RISK



High Risk - Negative returns expected 5.9 years over any 20-year period.

### RETURNS

Past performance is not an indicator of future performance. Returns are at 30 June.

	Accumulation (% p.a.)
2023	12.87%
2022	-5.36%
2021	26.81%
2020	-5.48%
2019	10.62%
5 Yr compound	7.21%

## Australian Shares Value Fund

### STRATEGIC ASSET ALLOCATION & RANGES

	SAA %	RANGES %
Australian shares	100	95 -100
International shares	0	n/a
Australian listed property	0	n/a
International listed property	0	n/a
Infrastructure	0	n/a
Australian fixed interest	0	n/a
International fixed interest	0	n/a
Cash	0	0 - 5

### RETURN TARGET<sup>1</sup>

Aims to achieve a return in excess of S&P/ASX 300 Accumulation Index over rolling 5-year periods after fees and taxes.

### RISK



High Risk - Negative returns expected 5.9 years over any 20-year period.

### RETURNS

Past performance is not an indicator of future performance. Returns are at 30 June.

	Accumulation (% p.a.)
2023	11.37%
2022	0.52%
2021	29.94%
2020	-6.65%
2019	-1.25%
5 Yr compound	6.04%

## International Shares Fund

### STRATEGIC ASSET ALLOCATION & RANGES

	SAA %	RANGES %
Australian shares	0	n/a
International shares	100	90 - 100
Australian listed property	0	n/a
International listed property	0	n/a
Infrastructure	0	n/a
Australian fixed interest	0	n/a
International fixed interest	0	n/a
Cash	0	0 - 10

### RETURN TARGET<sup>1</sup>

Aims to achieve capital growth over the long term by investing predominantly in listed international shares.

### RISK



High Risk - Negative returns expected 5.6 years over any 20-year period

### RETURNS

Past performance is not an indicator of future performance. Returns are at 30 June.

	Accumulation (% p.a.)
2023	21.39%
2022	-6.63%
2021	24.23%
2020	6.40%
2019	7.17%
5 Yr compound	9.93%

Returns are reported on a basis of soft close valuations and are net of investment fees and costs and transaction costs, and net of taxes. Returns are gross of all administration fees and costs. The returns shown are for the former SPSP Master Trust, which transferred by Successor Fund Transfer to Brighter Super on 31 May 2023.

<sup>1</sup>Investment markets are uncertain and future returns cannot be guaranteed.



## International Shares Multi-Manager Fund

### STRATEGIC ASSET ALLOCATION & RANGES

	SAA %	RANGES %
Australian shares	0	n/a
International shares	100	93 - 100
Australian listed property	0	n/a
International listed property	0	n/a
Infrastructure	0	n/a
Australian fixed interest	0	n/a
International fixed interest	0	n/a
Cash	0	0 - 7

### RETURN TARGET<sup>1</sup>

Aims to outperform the MSCI All Countries World ex-Australia Index (with net dividends reinvested) in Australian dollars (unhedged) over rolling 3-year periods after fees and taxes.

### RISK



High Risk - Negative returns expected 5.6 years over any 20-year period

### RETURNS

Past performance is not an indicator of future performance. Returns are at 30 June.

	Accumulation (% p.a.)
2023	23.91%
2022	-6.90%
2021	27.56%
2020	12.16%
2019	11.25%
5 Yr compound	12.92%

## Walter Scott Global Equity Fund

### STRATEGIC ASSET ALLOCATION & RANGES

	SAA %	RANGES %
Australian shares	n/a	n/a
International shares	-	90 - 100
Australian listed property	n/a	n/a
International listed property	n/a	n/a
Infrastructure	n/a	n/a
Australian fixed interest	n/a	n/a
International fixed interest	n/a	n/a
Cash	-	0 - 10

### RETURN TARGET<sup>1</sup>

Aims to achieve a long-term total return (before fees and expenses) that exceeds the MSCI World ex Australia Index, in \$A unhedged with net dividends reinvested.

### RISK



Very High Risk - Negative returns expected 6 or more years out of 20 years.

### RETURNS

Past performance is not an indicator of future performance. Returns are at 30 June.

	Accumulation (% p.a.)
2023	24.19%
2022	-8.20%
2021	20.80%
2020	5.92%
2019	17.83%
5 Yr compound	11.44%

Returns are reported on a basis of soft close valuations and are net of investment fees and costs and transaction costs, and net of taxes. Returns are gross of all administration fees and costs. The returns shown are for the former SPSL Master Trust, which transferred by Successor Fund Transfer to Brighter Super on 31 May 2023.

<sup>1</sup>Investment markets are uncertain and future returns cannot be guaranteed.

# Closed Optimiser options

These options are closed to new members.

## Asteron Traditional Capital Guaranteed Fund

### RETURN TARGET<sup>1</sup>

To provide a capital guarantee and maximise returns from a mix of shares, alternative growth assets, fixed interest and cash. The Traditional Capital Guaranteed Fund aims to earn a rate of return that exceeds Consumer Price Index (CPI) increases by at least 0.50% over a rolling 10 year period.

### RISK



Very Low Risk – Negative returns expected 0.0<sup>1</sup> years over any 20-year period.

## Pendal Imputation

### RETURN TARGET<sup>1</sup>

Aims to provide a return (before fees, costs and taxes) that exceeds the S&P/ASX 300 Accumulation Index over the medium to long term.

### RISK



Very High Risk – Negative returns expected 6.5 years over any 20-year period.

## Ausbil Australian Emerging Leaders

### RETURN TARGET<sup>1</sup>

The aim of the fund is to achieve returns (before fees and taxes) in excess of the benchmark over the medium to long-term. The performance benchmark for the fund consists of 70% S&P/ASX Midcap 50 Accumulation Index and 30% S&P/ASX Small Ordinaries Accumulation Index.

### RISK



Very High Risk – Negative returns expected 6.5 years over any 20-year period.

Please refer to the latest Annual Report for investment returns for these options.

*\*As the product is capital guaranteed by the product provider, the risk of a negative return before fees is zero as the minimum guaranteed return before fees is 0%. Account balance may still reduce due to fees and costs.*

<sup>1</sup>Investment markets are uncertain and future returns cannot be guaranteed.

# Making your choice

If you are ready to make an investment choice, this section gives you more detail on how you can put your choice into action and the rules that apply.

## Have you considered...

- the likely investment return of your chosen investment option/s?
- the level of risk you are taking?
- how long you are investing for?
- if you're selecting more than one investment option, the overall asset allocation and risk profile the combination of options will produce?

You may want to seek financial advice before switching investment options. Brighter Super's financial advisers can provide advice on a single issue such as investment options at no additional cost.

Call **1800 444 396** to request an appointment or to receive more information.

**Get the latest unit prices from the Investments section of our website [brightersuper.com.au](http://brightersuper.com.au).**

## How do I switch?

### Online

To review your investments or change how your super is invested without the need to complete and return documents, log in to Member Online at [brightersuper.com.au](http://brightersuper.com.au)

Switching investments online is the easiest way to make a switch and ensures your switch will be effective the same business day. This may provide additional assurance to members who are making an investment switch during volatile market conditions.

If you are not registered for Member Online, simply go to the website, choose *Member login* at the top of the page and then *Register*. You'll need your member number.

### On paper

Simply complete the *Optimiser Investment switch form* available at [brightersuper.com.au/forms](http://brightersuper.com.au/forms).

When switching investments using the *Optimiser Investment switch form* your switch will not be effective until the form is received by Brighter Super. This may cause a delay between the date you have submitted the form and the date your switch takes place.

## Can I choose more than one investment option?

Yes, however the different options you have will grow at different rates, with different levels of volatility. You should review your investment strategy regularly.

## Can I choose how my future contributions and transfers from other super funds will be invested?

Yes, however it's important to review your investment strategy regularly, as the different options you have will grow at different rates, with different levels of volatility.

## How often can I switch?

You can switch investment options as many times as you wish during the financial year. Only one investment switch will be accepted for an account on any given day. Brighter Super reserves the right to limit the number of investment switch requests received from a member where the number submitted is considered unreasonable.

Remember that super is generally a long-term investment, and by changing investment options often you might reduce your overall investment return. There is no fee to switch between investment options.

## When will my switch take effect?

The effective date of your switch will depend on when your instructions are received by Brighter Super. Further information is provided below under 'Investment switch timings'.

## Can I cancel my switch?

If you change your mind, your switch can be cancelled as long as we receive your cancellation by 3 pm (AEST) on the day your instruction was submitted.

**Online switch:** if you have made an investment switch online you can cancel your switch directly through Member Online.

**Paper switch:** if you completed an *Optimiser Investment switch form*, you should cancel your switch in writing by email.

## Allocating money

Amounts added to your account will receive investment returns from and for the day of receipt.

If we are unable to accept or allocate money to an account, the money will be returned without interest. Any interest earned on the unallocated money while in the fund's bank account will be allocated to the Fund's General Reserve.

### Automatic investment option rebalancing

Due to movements in the market over time your actual investment option asset allocation can differ from your intended investment strategy. Regular review and rebalancing your investment options may help keep your investment option strategy on track.

You can elect to have your investments automatically rebalanced either each quarter (on 22nd June, 22nd September, 22nd December and 22nd March), half yearly (on 22nd June and 22nd December) or annually (on 22nd June) by completing the relevant form. If you choose this option we will rebalance your investments by switching them back into the percentage options you last chose and will notify you of the rebalance. If you wish to opt out of auto rebalancing, please complete the relevant form.

Please note that at the time of automatic rebalancing, funds may be taken out of an investment option that is performing well and transferred into an investment option that isn't performing so well. However, the performance of investment options does change over time and what has performed well in the past may not be the best performer in the future. We recommend seeking financial advice before selecting this option to ensure automatic rebalancing is suitable for you.

You can opt in or out of automatic rebalancing at any time via the Member Online or by completing *the Optimiser Change of investment options - Accumulation account form*, available at [brightersuper.com.au](http://brightersuper.com.au).

### Changes to investment options

Brighter Super's Optimiser investment menu may change so it's important to check our website regularly. From time to time, investment options may be closed, suspended or terminated by an external investment manager or by us.

This may happen where:

- the investment option is no longer offered by the investment manager, or
- the total amount of investors' money in the investment option has grown too large for the investment manager to continue with its current investment strategy, or
- laws change so that some investment types become no longer permissible, or — we determine that it's in the best interests of Brighter Super members, or
- the investment option becomes illiquid, or
- the investment option may no longer be economically viable.

If an investment option is closed, suspended or terminated, there may be delays in processing withdrawals and transfer requests. Such a delay may exceed 30 days. The unit price used to process your transaction may therefore differ from the price applicable on the day you lodged your request. Where an investment option is closed, suspended or terminated, we'll contact you in advance (where possible) to tell you. You'll then be able to review your strategy.



# Investment option unit prices

## Investment option unit prices

The investment option is divided into units. When you put money into super, you are actually purchasing units in our investment option/s. When you withdraw, you sell units in that option. Unit prices go up and down each day based on the movement of the market. As the unit price for each investment option changes, so does the overall value of your investment.

To work out the value of your super, multiply the number of units you have in an investment option by its daily unit price. Any relevant fees, costs and taxes are taken out before the daily unit price is published. To find the most recent unit prices, you can visit our website at [brightersuper.com.au/performance](http://brightersuper.com.au/performance).

For information about fees and costs, refer to the next section of this guide.

### How are unit prices applied?

Every time you move money in (for example, employer & personal contributions, roll ins from other super funds and/or insurance benefits) or out (for example, rollovers out, withdrawals and/or lump sum payments of claims) of an investment option, units are bought and sold. The unit price that will apply for money received

to your account (e.g. contributions) will be the unit price for the business day the money is received. For transactions where money is going out of your account (e.g. benefit payments) the unit price applied will be the last available unit price on the day we process your transaction.

Unit prices are struck on a daily basis using the close of business valuations for all markets, both domestic and global.

Member transactions received prior to 3 pm (AEST) are processed based on the days close of business valuations for domestic and global markets. Member transaction received post 3 pm (AEST) will be allocated the next business days unit price.

### Temporary suspension of unit pricing

We reserve the right to temporarily suspend unit prices during periods of significant market volatility, or other conditions which prevent us from determining accurate unit prices.

If we suspend unit prices on an investment option, we may also temporarily suspend processing transactions until unit prices are available. We will resume processing transactions using the next available unit price.

## Investment Switching timings

The timings for an investment switch request are listed below.

A business day is defined as a day between Monday and Friday, excluding National public holidays.

### 1. Business day 1: Investment switch request received

Your request must be received by Brighter Super before 3.00 pm (AEST) to be considered received that day. Requests received after 3.00 pm (AEST) are considered received the next business day.




### 2. Business day 2: Investment switch request processed

Your request is processed using the unit prices for the day that your request was considered received (the effective date). The applicable unit price will be applied to your current investment option(s) before switching into your new selected investment option(s).

### 3. Business day 3: Transaction confirmed

The transaction and unit price applied will be displayed on your account in Member Online. You will also receive confirmation via email or post.

The table below shows the timings for an investment switch request.

			
Day that a request is submitted	Day that the request is considered received by Brighter Super (business day 1)	Day that the investment switch is processed (business day 2)	Day that the investment switch is displayed in Member online (business day 3)
Tuesday 1.00 pm	Tuesday	Wednesday, using Tuesday's unit price	Thursday
Tuesday 5.00 pm	Wednesday	Thursday, using Wednesday's unit price	Friday
Saturday or Sunday (anytime)	Monday	Tuesday, using Monday's unit price	Wednesday
A public holiday Monday	Tuesday	Wednesday, using Tuesday's unit price	Thursday

# Fees and costs summary

## DID YOU KNOW?

Small differences in both investment performance and fees and costs can have a substantial impact on your long-term returns. For example, total annual fees and costs of **2%** of your account balance rather than **1%** could reduce your final return by up to **20%** over a **30-year** period (reduced from **\$100,000** to **\$80,000**).

You should consider whether features such as superior investment performance or the provision of better member services justify higher fees and costs. You or your employer, as applicable, may be able to negotiate to pay lower administration fees. Ask us or your financial adviser.

## TO FIND OUT MORE

If you would like to find out more or see the impact of the fees based on your own circumstances, the **Australian Securities and Investments Commission (ASIC)** Moneysmart website ([www.moneysmart.gov.au](http://www.moneysmart.gov.au)) has a superannuation calculator to help you check out different fee options.

## This section shows fees and other costs that you may be charged.

These fees and other costs may be deducted from your money, from the returns on your investment or from the assets of the superannuation entity as a whole.

Other fees, such as activity fees, advice fees for personal advice and insurance costs, may also be charged, but these will depend on the nature of the activity, advice or insurance chosen by you. Entry fees and exit fees cannot be charged.

Taxes, insurance premiums and other costs relating to insurance are set out in another part of this document.

You should read all the information about fees and other costs because it is important to understand their impact on your investment.

The fees and other costs for each investment option offered by Brighter Super, are set out on the following pages. For the fees and cost related to the MySuper option see the table on page 23.

This information can be used to compare costs between different superannuation products. Fees and costs can be paid directly from your account, deducted from investment returns or from assets of the Trustee as a whole.

Brighter Super does not negotiate fees and costs with members.

TYPE OF FEE OR COST	AMOUNT - MYSUPER	AMOUNT - OTHER INVESTMENT OPTIONS	HOW AND WHEN PAID
Ongoing annual fees and costs <sup>1</sup>			
Administration fees and costs	0.18% p.a. plus 0.03% p.a. <sup>2</sup>	Cash Fund - Nil Other options - 0.59% p.a. plus 0.03% p.a. <sup>2</sup>	<p><b>Deducted from your account/investment</b></p> <p><b>MySuper:</b> 0.18% is deducted from investment earnings as they are applied to your account. The administration fee is capped at \$900 per financial year for eligible accounts.</p> <p><b>Choice:</b> 0.59% is calculated on the average daily balance and deducted monthly from your account. The administration fee is capped at \$2,950 per financial year for eligible accounts.</p> <p><b>Not deducted from your account/investment</b></p> <p>0.03%<sup>2</sup> is not deducted from your account balance but is deducted from the Fund's General Reserve.</p>
Investment fees and costs <sup>3</sup>	0.49% p.a.	0.19% p.a. to 1.18% p.a. depending on the investment option <sup>3</sup>	Deducted from investment earnings as they are applied to your account.
Transaction costs	0.06% p.a.	0.00% p.a. to 0.12% p.a. depending on the investment option <sup>3</sup>	Deducted from investment earnings as they are applied to your account.
Member activity related fees and costs			
Buy-sell spread	Nil	Nil	Not applicable.
Switching fee	Nil	Nil	Not applicable.
Other fees and costs <sup>4</sup>	Refer to <i>Additional explanation of fees and costs</i> and the <i>Optimiser Insurance guide</i> for additional charges that may apply to your account.		

<sup>1</sup>If your account balance for a product offered by the superannuation entity is less than \$6,000 at the end of the entity's income year, certain fees and costs charged to you in relation to administration and investment are capped at 3% of the account balance. Any amount charged in excess of that cap must be refunded.

<sup>2</sup>This amount includes one off merger costs. This amount is not deducted from your account balance but is deducted from the Fund's General Reserve.

<sup>3</sup>Investment fees and costs include an amount of 0.00% - 0.16% for performance fees. The calculation basis for this amount is set out under *Additional explanation of fees and costs* section.

<sup>4</sup>Additional fees may apply, such as advice fees for personal advice or insurance. See the *Additional explanation of fees and costs* section and the *Optimiser Insurance guide* for further information.

Note: The Fund receives a tax deduction for expenses related to super administration and investment fees. As a result, the actual administration and investment fees you pay in Brighter Super Optimiser will be reduced by 15%.

Percentages have been rounded to two decimal places. Costs are calculated based on costs incurred in the 2022/23 financial year and may not be a reliable indicator of future costs.

Investment Option	Investment fees and costs (% p.a.)	Transaction cost (% p.a.)
<b>Ready Made Options</b>		
<b>MySuper option</b>	0.49%	0.06%
<b>Multi-Manager Conservative Fund</b>	0.50%	0.00%
<b>Multi-Manager Balanced Fund</b>	0.52%	0.00%
<b>Multi-Manager Growth Fund</b>	0.54%	0.01%
<b>Multi-Manager High Growth Fund</b>	0.55%	0.01%
<b>Single Asset Class options</b>		
<b>Cash Fund</b>	0.47%	0.00%
<b>Australian Fixed Interest Fund</b>	0.24%	0.00%
<b>Vanguard Australian Fixed Interest Index Fund</b>	0.19%	0.00%
<b>Vanguard International Fixed Interest Index Fund (Hedged)</b>	0.26%	0.00%
<b>First Sentier Wholesale Global Credit Income Fund</b>	0.47%	0.04%
<b>Australian Listed Property Index Fund</b>	0.19%	0.00%
<b>Ironbark Paladin Property Securities Fund</b>	0.70%	0.04%
<b>Global Property Fund</b>	0.24%	0.03%
<b>Hyperion Australian Growth Companies Fund</b>	0.85%	0.00%
<b>Australian Shares Fund</b>	0.19%	0.00%
<b>Australian Shares Multi-Manager Fund</b>	0.29%	0.01%
<b>Australian Shares Value Fund</b>	0.53%	0.01%
<b>International Shares Fund</b>	0.20%	0.12%
<b>International Shares Multi-Manager Fund</b>	0.94%	0.01%
<b>Walter Scott Global Equity Fund</b>	1.18%	0.00%



### Example of annual fees and costs

This table gives an example of how the ongoing annual fees and costs for the MySuper investment option for this superannuation product can affect your superannuation investment over a 1-year period. You should use this table to compare this superannuation product with other superannuation products.

Example - MySuper		Balance of \$50,000
Administration fees and costs	0.21% p.a.	For every \$50,000 you have in the superannuation product, you will be charged or have deducted from your investment <b>\$105</b> in administration fees and costs.
<b>PLUS</b> Investment fees and costs <sup>1</sup>	0.49% p.a.	And, you will be charged or have deducted from your investment <b>\$245</b> in investment fees and costs.
<b>PLUS</b> Transaction costs	0.06% p.a.	And, you will be charged or have deducted from your investment <b>\$30</b> in transaction costs.
<b>EQUALS</b> Cost of product	If your balance was \$50,000, at the beginning of the year, then for that year you will be charged fees and costs of <b>\$380</b> <sup>2</sup> for the superannuation product.	

<sup>1</sup>This is our default investment option, refer to our *Optimiser Investment choice guide* for fees and cost of all our investment options.<sup>2</sup>Additional fees may apply such as for consulting an adviser if you choose to do so. If you have insurance, premiums and fees may apply. Refer to our relevant Insurance guide for further information.

### Cost of product for 1 year

The cost of product gives a summary calculation about how ongoing annual fees and costs can affect your superannuation investment over a 1-year period for all superannuation products and investment options. It is calculated in the manner shown in the *Example of annual fees and costs*.

The cost of product information assumes a balance of \$50,000 at the beginning of the year. (Additional fees such as a buy-sell spread may apply: refer to the *Fees and costs* summary for the relevant superannuation product or investment option). You should use this figure to help compare superannuation products and investment options.

Investment option	Cost of product
<b>MySuper</b>	\$380
<b>Multi-Manager Conservative Fund</b>	\$560
<b>Multi-Manager Balanced Fund</b>	\$570
<b>Multi-Manager Growth Fund</b>	\$585
<b>Multi-Manager High Growth Fund</b>	\$590
<b>Cash Fund</b>	\$250
<b>Australian Fixed Interest Fund</b>	\$430
<b>Vanguard Australian Fixed Interest Index Fund</b>	\$405
<b>Vanguard International Fixed Interest Index Fund (Hedged)</b>	\$440
<b>First Sentier Wholesale Global Credit Income Fund</b>	\$565
<b>Australian Listed Property Index Fund</b>	\$405
<b>Ironbark Paladin Property Securities Fund</b>	\$680
<b>Global Property Fund</b>	\$445
<b>Hyperion Australian Growth Companies Fund</b>	\$735
<b>Australian Shares Fund</b>	\$405
<b>Australian Shares Multi-Manager Fund</b>	\$460
<b>Australian Shares Value Fund</b>	\$580
<b>International Shares Fund</b>	\$470
<b>International Shares Multi-Manager Fund</b>	\$785
<b>Walter Scott Global Equity Fund</b>	\$900

# Additional explanation of fees and costs

This section shows fees and other costs that you may be charged.

## Administration fees and costs

Administration fees and costs are fees and costs that relate to the administration or operation of the superannuation entity and includes costs incurred by the trustee of the entity that:

- a. relate to the administration or operation of the entity; and
- b. are not otherwise charged as investment fees and costs, a buy-sell spread, a switching fee, an activity fee, an advice fee or an insurance cost.

Brighter Super claims a tax deduction each year for the costs that relate to the administration of the fund. The amount of the tax deduction for the administration costs is paid directly back to members.

## Administration fee rebate

The administration fee of 0.18% for MySuper is subject to a limit of \$900, for other investment options the administration fee cap has a limit of \$2,950 in a financial year. If the total of your eligible account balances at the end of the financial year exceeds \$500,000, any administration fee above \$900 for MySuper or \$2,950 for other investment options will be rebated to your account in the following financial year. All your account balances are eligible.

If you hold more than one Brighter Super account at the time the administration rebate is applied, it will be paid in direct proportion to the account balance at that time.

## Advice fees

A fee is an **advice fee** if:

- a. the fee relates directly to costs incurred by the trustee of the superannuation entity because of the provision of financial product advice to a member by:
  - i. a trustee of the entity; or
  - ii. another person acting as an employee of, or under an arrangement with, the trustee of the entity; and
- b. those costs are not otherwise charged as an administration fee, an investment fee, a switching fee, an activity fee or an insurance cost.

## Fee changes

Administration and Investment fees cover the actual costs of administration and investment management paid out of Brighter Super and, as such, may vary from year to year. The actual investment fees deducted from investment earnings each financial year are reported to you in the Annual Report to members.

Before the start of each financial year Brighter Super estimates the Investment fees for the year ahead and these estimates only change where necessary to ensure costs are covered.

Brighter Super reserves the right to make changes to the fees and costs charged without your prior consent.

## Financial advice fee

Brighter Super offers members intrafund advice as part of the administration fees and costs. If you engage with a financial adviser and receive personal advice, the cost of this advice may be deducted from your account. Personal advice is where one or more of your personal objectives, financial situation and needs are considered when providing the advice. The financial adviser must also disclose the details of any advice fees in the Statement of Advice they provide to you. Brighter Super may at its discretion reduce or refuse to deduct a personal advice fee. Any personal advice fee may include GST.

## General Reserve

Brighter Super maintains a General Reserve to ensure there are sufficient funds to meet current and future liabilities for administration costs, strategic initiatives and operational risks. We use this account to pay the administrator's fees and any other administration and operating expenses of the trustee or fund. Any excess retained in the account is ultimately applied for the benefit of the membership as a whole.

## Other fee arrangements for members

Some members may have different fee arrangements as a result of you or your employer plan transferring to Brighter Super from other products within the SPSL Master Trust, or because we have agreed a flat percentage administration fee with your employer. If this applies to you, some of the fees in this section will be different. It is important to review your Corporate plan summary (if applicable).

### Insurance cost

A cost is an **insurance cost** for a superannuation product if:

- a. the cost relates directly to either or both of the following:
  - (i) insurance premiums paid by the trustee of a superannuation entity in relation to a member or members of the entity,
  - (ii) costs incurred by the trustee of a superannuation entity in relation to the provision of insurance for a member or members of the entity, and
- b. the cost does not relate to any part of a premium paid or cost incurred in relation to a life policy or a contract of insurance that relates to a benefit to the member that is based on the performance of an investment rather than the realisation of a risk, and
- c. the premiums and costs to which the cost relates are not otherwise charged as administration fees and costs, investment fees and costs, transaction costs, a switching fee, an activity fee or an advice fee.

Please see the *Optimiser Insurance Guide* for further information.

### Investment fees and costs

**Investment fees and costs** are fees and costs that relate to the investment of the assets of a superannuation entity. These include:

- a. fees in payment for the exercise of care and expertise in the investment of those assets (including performance fees); and
- b. costs incurred by the trustee of the entity that:
  - i. relate to the investment of assets of the entity, and
  - ii. are not otherwise charged as administration fees and costs, a buy-sell spread, a switching fee, an activity fee, an advice fee or an insurance cost.

### Transaction costs

**Transaction costs** are costs associated with the sale and purchase of assets of the superannuation entity other than costs that are recovered by the superannuation entity charging buy-sell spreads.

You can find more information about fee and cost definitions on our website [brightersuper.com.au/fees](https://brightersuper.com.au/fees).

## Performance fee

Performance fees are payable when investment returns exceed an investment manager's benchmark and form part of the investment fee. Generally, these fees are calculated as a percentage of the investment returns that exceed an agreed level of return. For some investments, if the investment returns are below each manager's benchmark, no performance fee is payable until the underperformance has been made up. The performance fees have been estimated by taking the average of the last five financial years. The actual amount you will be charged in each financial year will depend on the actual fees and costs incurred by the Trustee in managing the investment option/s for that financial year. Performance fees are included in the investment fees and costs for each investment option - they are not charged separately.

The below table outlines the performance fee for each investment option which is included in the investment fees and costs shown in the table from page 22. If the option is not listed the performance fee is 0.00%.

Investment options	Performance fees
<b>MySuper</b> (default accumulation option)	0.16%
<b>Multi-Manager Conservative Fund</b>	0.00%
<b>Multi-Manager Balanced Fund</b>	0.00%
<b>Multi-Manager Growth Fund</b>	0.01%
<b>Multi-Manager High Growth Fund</b>	0.01%
<b>Cash Fund</b>	0.00%
<b>Australian Fixed Interest Fund</b>	0.00%
<b>Vanguard Australian Fixed Interest Index Fund</b>	0.00%
<b>Vanguard International Fixed Interest Index Fund (Hedged)</b>	0.00%
<b>First Sentier Wholesale Global Credit Income Fund</b>	0.00%
<b>Australian Listed Property Index Fund</b>	0.00%
<b>Ironbark Paladin Property Securities Fund</b>	0.00%
<b>Global Property Fund</b>	0.00%
<b>Hyperion Australian Growth Companies Fund</b>	0.00%
<b>Australian Shares Fund</b>	0.00%
<b>Australian Shares Multi-Manager Fund</b>	0.02%
<b>Australian Shares Value Fund</b>	0.00%
<b>International Shares Fund</b>	0.00%
<b>International Shares Multi-Manager Fund</b>	0.01%
<b>Walter Scott Global Equity Fund</b>	0.00%


## Let us help you achieve a stronger financial future

Our team of trusted, reliable and professional staff are dedicated to helping Brighter Super members like you plan for a better financial future.

Our staff are here to show you how our products and services can work in your favour and give you information or advice to help you make the right decisions about your retirement however far away it might be.

Brighter Super's staff are paid a salary and do not receive commissions, fees or bonuses for the information or advice they give you.

To start the conversation  
contact us on **1800 444 396**  
or email **info@brightersuper.com.au**









right by your side

Level 20, 333 Ann Street Brisbane Qld 4000 GPO Box 264 Brisbane Qld 4001  
Telephone: **1800 444 396** From overseas +61 7 3244 4300 Fax 07 3244 4344  
[info@brightersuper.com.au](mailto:info@brightersuper.com.au) [brightersuper.com.au](http://brightersuper.com.au)



**SUPERANNUATION | INVESTMENT | ADVICE | INSURANCE**

LGIAsuper Trustee (ABN 94 085 088 484 AFS Licence No. 230511) (Trustee) as trustee for LGIAsuper (ABN 23 053 121 564) (Fund), trading as Brighter Super. Brighter Super Optimiser products are issued by the Trustee on behalf of the Fund.